



## Using PeerMark for Turnitin.com Assignment

Samantha Starr - 2024-02-20 - Instructional Resources

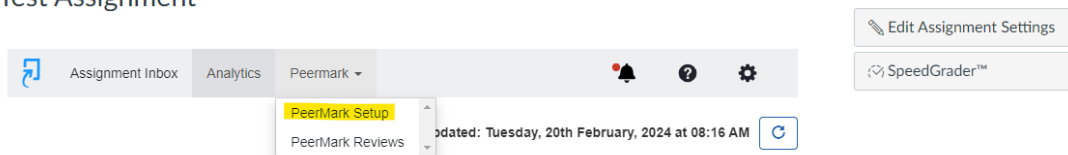


### Using PeerMark for Turnitin Assignment

PeerMark allows instructors to add the peer feedback feature to Turnitin assignments on Canvas. If anonymity in the review is desired, student submissions should not contain the name of the author in the text or at the top of the paper.

1. Create a **Turnitin assignment** on Canvas
2. Once Assignment is saved, locate **Peermark Setup**



Test Assignment



3. Give Student Instructions and Change Additional Settings--> Select **Save & Continue**

# Test Assignment

 Assignment Inbox   Analytics   Peermark ▾     

PeerMark Assignment   PeerMark Questions   Distribution    

## Title

Test Assignment

## Maximum points available

## Instructions

Provide students with instructions to complete their review

## Students can review from

 2024-02-26 22:02 EST

## Students can review until

 2024-03-05 22:02 EST

## Peer feedback available from

 2024-03-05 22:02 EST

## Additional Settings

Save & Continue

### ⚙️ Additional Settings

❓ Award maximum points on review

Yes  No

❓ Students can view the names of their peers during review

Yes  No

❓ Students without a submission can review

Yes  No

❓ Automatically distribute papers for review:

❓ Students can self-select papers for review:

❓ Students must review their own paper

Yes  No

#### 4. Select **PeerMark Questions**

PeerMark Assignment | PeerMark Questions | Distribution

##### a. Add from Library--> Add Selected Questions

**PeerMark Question Library** ✕

*Rate this paper's overall readability*  
**Question type:** Scale  
**Highest:** very readable, **Lowest:** unreadable

*At which point did you feel most interested by this piece? When least?  
 Explain.*  
**Question type:** Free Response  
**Minimum answer length:** 5

*Does this paper sustain a coherent point of view? Why or why not?*  
**Question type:** Free Response  
**Minimum answer length:** 5

Toggle All Cancel Add Selected Questions

b. **Add Questions** --> Select **Save**

**Question** ✕

**Question**

**Question type**

**Minimum answer length**

Cancel Save

## Student View

Tags  
 feedback  
 peer feedback

