



Creating a Turnitin.com Assignment

Samantha Starr - 2024-02-20 - Instructional Resources

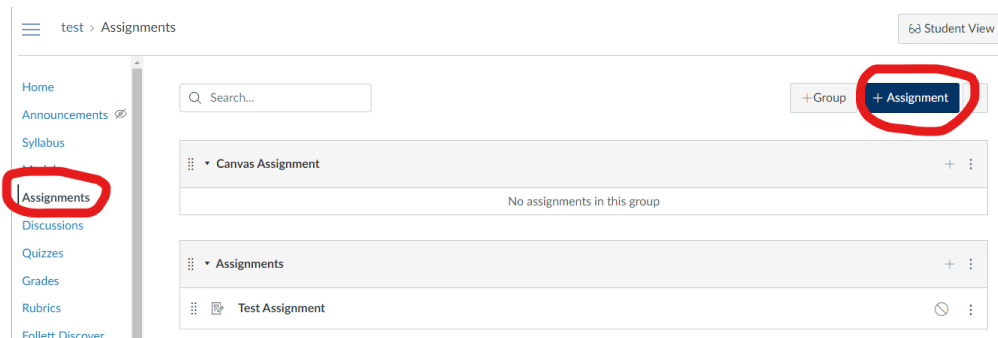


What is Turnitin?

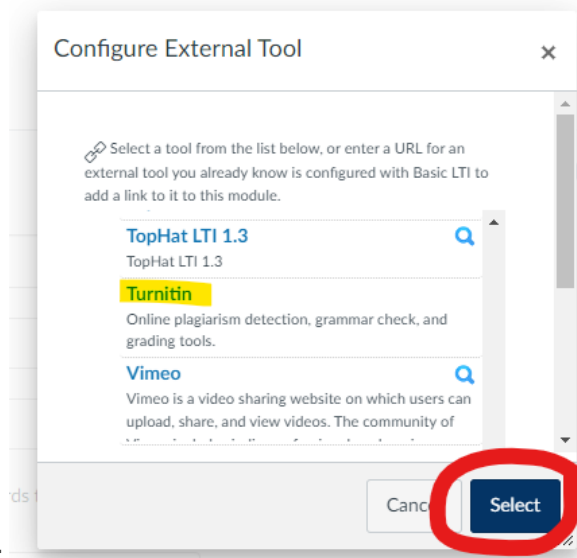
Turnitin is an AI plagiarism tool available in COM Canvas courses to detect plagiarism, check grammar, and give grading tools.

How to Add Turnitin To Assignment

1. Log in to **Canvas** (canvas.fau.edu)
2. Create a **New Assignment**

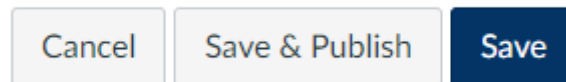


3. **Name Assignment**
4. Scroll to **Submission Type**-->Select **External Tool**



Turnitin then click **Select**

7. Select **Save** to save your changes or select **Save & Publish** to allow students to



view the assignment

8. Give more **instructions** to students, enable **PeerMark** (peer review tool), and add **optional settings**--> Click **Submit**

Test Assignment

A screenshot of the 'Test Assignment' configuration page. The page has a header with 'Assignment Inbox' and 'Analytics' tabs, and a settings icon. The main content area has several sections: 'Title' with a text input 'Test Assignment'; 'Max Grade' with a numeric input '100'; 'Instructions' with a large text area 'Assignment instructions'; 'Start Date' with a date picker '2024-02-18 22:00 EST'; 'Due Date' with a date picker '2024-02-26 22:00 EST'; 'Feedback Release Date' with a date picker '2024-02-26 22:00 EST'; and 'Enable PeerMark' with a checkbox. At the bottom, there's an 'Optional Settings' section with a gear icon. Below this section is a 'Submit' button, which is circled in red.

Add Turnitin to Canvas Assignment (Instructor View)

Resources: <https://help.turnitin.com/integrity/instructor/canvas.htm>

Tags

chatgpt

Cheating

Plagiarism Detection

plagiarize