

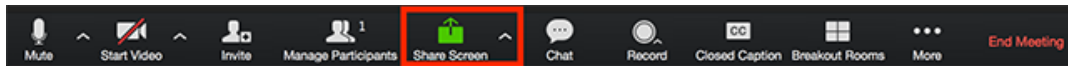


Zoom Features: How to share and optimize a video

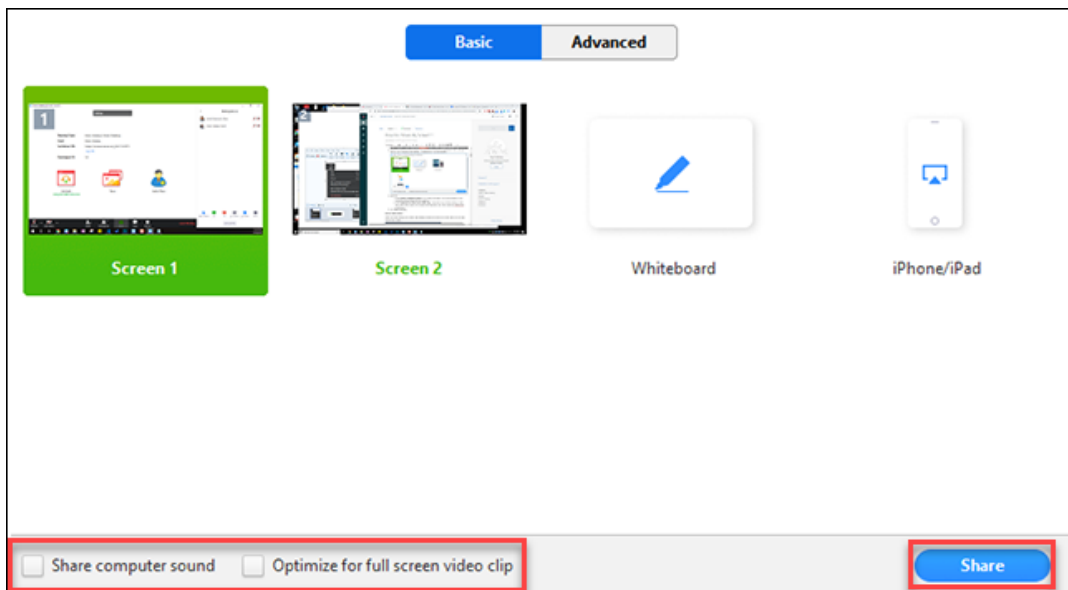
Marcelle Gornitsky - 2024-03-25 - Zoom

Starting a New Screen Share to play a video and enabling sound

1. Click the **Share Screen** button located in your meeting controls.



2. Select the screen you wish to share



3. You should check off **Share computer sound** so that that participants can hear the video
4. If you will be playing the video full screen, check off **Optimize for full screen video clip**
4. Click **Share Screen**.

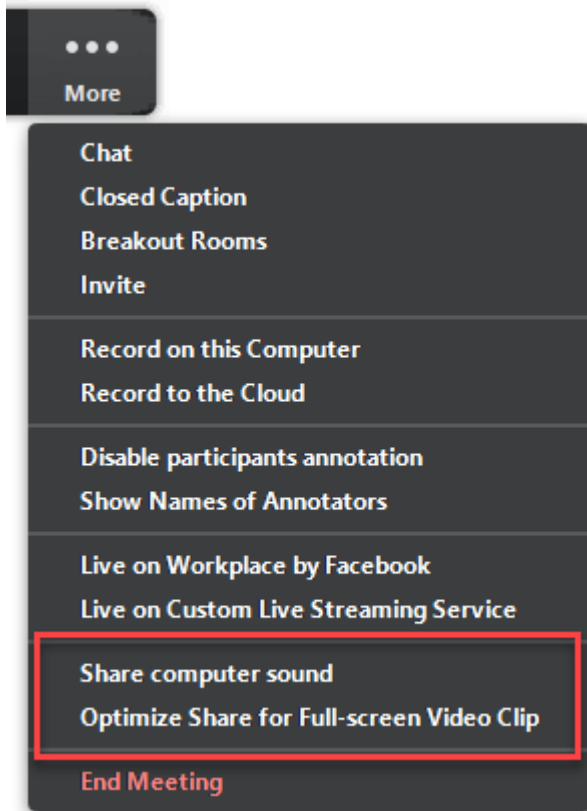
Share Computer Sound: if you check this option, any sound played by your computer will be shared in the meeting.

Optimize for full screen video clip: Check this if you will be sharing a video clip in full screen mode. Do not check this otherwise, as it may cause the shared

screen to be blurry.

Video options While already Screen Sharing

1. Click **More** in the screen share controls.



2. Click **Share computer sound** and/or **Optimize Share for Full-screen Video Clip** to enable it.

3. Start playing your video while sharing your screen.

Tags

Zoom