



[Knowledgebase](#) > [iPad Support](#) > [Writing with the Apple Pencil](#)

# Writing with the Apple Pencil

Ankit Shah - 2022-11-01 - [iPad Support](#)

## Writing with the Apple Pencil

### Enter text with Scribble on iPad

On [supported models](#), you can use the Apple Pencil and Scribble to enter text. Without opening or using the onscreen keyboard, you can quickly reply to a message, write yourself a reminder, and more. Scribble converts your handwriting to text directly on your iPad, so your writing stays private.

*Note:* Scribble is available in several languages. See the [iOS and iPadOS Feature Availability website](#).

To learn more about this topic, visit the following articles:


- Enter text with Scribble on iPad: <https://apple.co/3mLXAVc>
- Use Apple Pencil with your iPad: <https://apple.co/3hXVSwd>

### Use Apple Pencil to enter text in any text field


1. Write with Apple Pencil in any text field, and Scribble automatically converts your handwriting into typed text.

Scribble even works when your handwriting extends beyond the edges of the text field.


2. To use an action shortcut, tap the Scribble toolbar.

Available actions depend on the app you're using, and may include the Undo button ,

the Show Keyboard button , and more.

To automatically minimize the toolbar when you're entering text, tap , then turn on Auto-minimize. To show the full toolbar, tap the minimized version.

### Use Apple Pencil to enter text in Notes

1. In Notes, tap  to show the Markup toolbar.

2. In the Markup toolbar, tap the Handwriting tool  (to the left of the pen).

3. Write with Apple Pencil, and Scribble automatically converts your handwriting into typed text.

## Select and revise text with Apple Pencil

As you enter text using Apple Pencil and Scribble, you can do the following:

- *Delete a word:* Scratch it out.
- *Insert text:* Touch and hold in a text area, then write in the space that opens.
- *Join or separate characters:* Draw a vertical line between them.
- *Select text:* Draw a circle around the text or underline it to select it and see editing options. To change the selection, drag from the beginning or end of the selected text.
- *Select a word:* Double-tap the word.
- *Select a paragraph:* Triple-tap a word within the paragraph, or drag Apple Pencil over the paragraph.

## Stop converting your handwriting to text

Go to Settings  > Apple Pencil, then turn off Scribble.