



[Knowledgebase](#) > [WORKING REMOTELY](#) > [Webex Event Practice Session](#)

Webex Event Practice Session

Christine Clevenger - 2024-03-25 - [WORKING REMOTELY](#)

Hold a practice session in Webex Events (new)

Practice sessions allow the host and panelists to rehearse an event. Attendees can't view the shared content or hear the conversations occurring in the practice session. Events (new) is currently available on version 41.4 and later sites.

- [Behaviors of a practice session in Events \(new\)](#)
- [Host a practice session in Events \(new\)](#)


Behaviors of a practice session in Events (new)

You can use a Practice Session in Events (new) to allow the production team (host, cohosts, and panelists) to practice an event. A practice session is a private subconference within the event for the production team. Practice sessions have the following feature behaviors.

- Only you, the host can start and end a practice session. The production team members in the event or entering the event automatically join the practice session.
- The host can schedule an event to automatically open a practice session when the event starts.
- The production team members can't rejoin the main event while a practice session is open.
- The attendees in an event can't join, view, or hear any activities occurring in the practice session. Attendees stay in the event while a practice session is open.
- If a production team member is sharing content in the main event when joining a practice session, the shared content migrates into the practice session.
- The attendees can't view the shared content while the production team is in the practice session.
- If a practice session ends while a production team member is sharing content, the attendees can now view that shared content in the main event.
- The production team can send chat messages to attendees by selecting All Attendees or Everyone in the To: drop-down list.
- The attendees can only send chat messages with other attendees.
- The production team can receive and answer Q&A panel questions sent by attendees.
- The production team can prepare polls, and test opening and closing poll questionnaires.
- The attendees can't view any polls opened in the practice session.

Host a practice session in Events (new)


The event must be started, and only you as host can start and stop a practice session.


1. In the event window, select More options  > Start Practice Session.

A banner appears in the event window indicating You're in the practice session. The production team members automatically join the practice session. Event attendees see a message in the event window that the production team is currently in a practice session.

2. Conduct the practice session. Open and share presentations, or prepare a poll questionnaire that the production team can use during the actual event.

Before you end a practice session, close any shared documents, presentations, whiteboards, web content, and polls that you do not want to share with attendees. If you do not close shared items before ending a practice session, attendees can view the shared items once you end the practice session.

3. In the event window, select More options  > Stop Practice Session.

 From the Webex Meetings desktop application, select End from within the You're in the practice session banner.

- Tags
- [Event](#)
- [Video Conference](#)
- [Webinar](#)