



[Knowledgebase](#) > [Software](#) > [SPSS installation](#)

## SPSS installation

Brian - 2024-06-10 - [Software](#)

**As of July 1, 2021, SPSS is now free to use for all Faculty and Students. Please use the following instructions to install on your personal device.**

Note: COM Faculty or Staff that need SPSS installed on your COM issued computer, please email [comhelpdesk@health.fau.edu](mailto:comhelpdesk@health.fau.edu) to create a ticket for installation. You will not be able to install this software yourself on COM issued devices.

The software and licensing information is available at:  
<https://fau.sharepoint.com/sites/OIT/OIT%20Software/Forms/AllItems.aspx>.

You will be prompted for your SSO authentication and 2 factor authentication if you have it setup for all services.

After authentication, click on the SPSS folder.



### Office Of Information Technology

Sites

Libraries

▼ Lists

Pages

OIT Software

Sync Add shortcut to OneDrive Export to

### OIT Software

	Name ▼	
	Minitab 20	
	SPSS	

Next, click on SPSS28 or higher if there is a newer version such as 29, 30, etc.. (The version updates July 1 every year).



## Office Of Information Technology

Sites

Libraries

▼ Lists

Pages

OIT Software

Share Copy link Sync Download

OIT Software > SPSS

	Name ▼
	SPSS 26
	SPSS27_1
	SPSS28

### For Windows Devices

Click SSC\_64-bit<version>\_MWins.exe. The version number will change depending on the latest version available.



## Office Of Information Technology

Sites

Libraries

▼ Lists

Pages

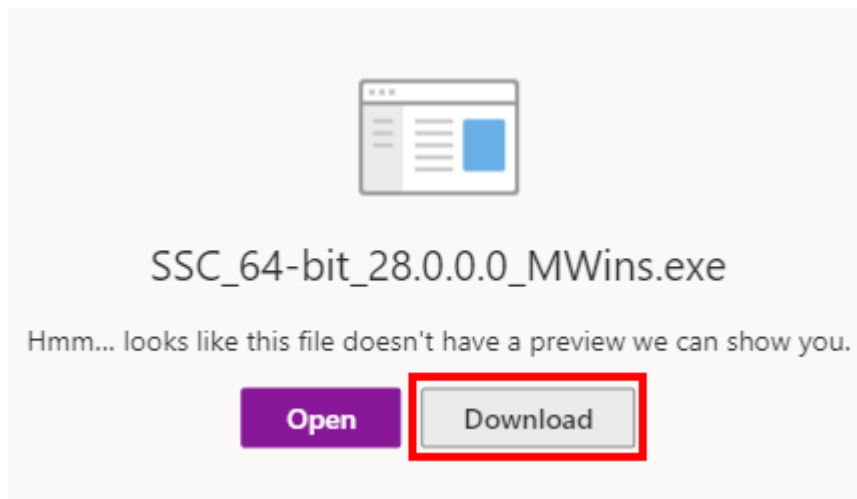
OIT Software

Share Copy link Sync Download

OIT Software > SPSS > SPSS28

	Name ▼
	SPSS 28 license codes for FY21-22.pdf
	SPSS_Amos_28.00.00_Win_ML.exe
	SSC_28.00.00_MacOS.pkg
	SSC_64-bit_28.0.0.0_MWins.exe


Click the Download button.



Run the installer once downloaded.

### **For MacOS Devices**

Click on SSC\_<version>\_MacOS.pkg. The version number will change depending on the latest version available.

 **Office Of Information Technology**

Sites

Libraries

✓ Lists

Pages

**OIT Software**

Share Copy link Sync Download

OIT Software > SPSS > **SPSS28**

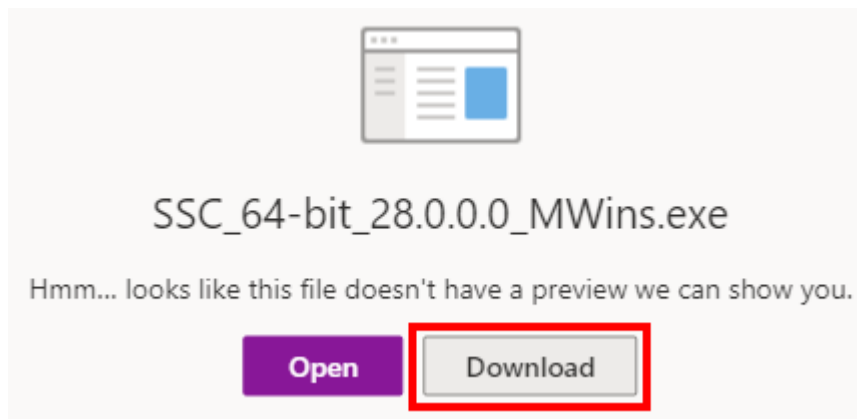
Name

SPSS 28 license codes for FY21-22.pdf

SPSS\_Amos\_28.00.00\_Win\_ML.exe

SSC\_28.00.00\_MacOS.pkg

Click the Download button.




Run the Installer once the download completes.

### **Licensing**

Follow the instructions in the PDF file named SPSS 28 license codes for FY21-22.pdf to license SPSS for your device.

### **Optional Amos installation (Windows only)**

To install Amos, click SPSS\_Amos\_<version>\_Win\_ML.exe.

 **Office Of Information Technology**

<div>Sites</div> <div>Libraries</div> <div>✓ Lists</div> <div>Pages</div> <div><b>OIT Software</b></div>	<div><a href="#">Share</a> <a href="#">Copy link</a> <a href="#">Sync</a> <a href="#">Download</a></div> <div>OIT Software &gt; SPSS &gt; <b>SPSS28</b></div> <div><div>File icon</div><div>Name ▾</div></div> <div><div>PDF icon</div><div>SPSS 28 license codes for FY21-22.pdf</div></div> <div><div>EXE icon</div><div><b>SPSS_Amos_28.00.00_Win_ML.exe</b></div></div>
--	---

Click the Download button.



SPSS\_Amos\_28.00.00\_Win\_ML.exe

Hmm... looks like this file doesn't have a preview we can show you.

**Open**

**Download**

Run the installer once the download is complete.