



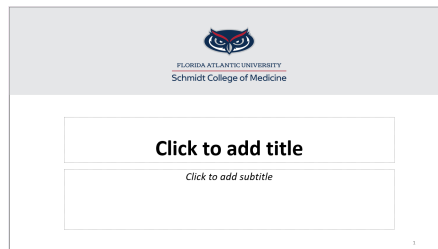
[Knowledgebase](#) > [Instructional Resources](#) > [PowerPoint: Accessible COM Templates](#)

## PowerPoint: Accessible COM Templates

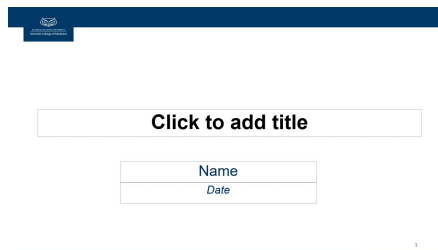
Christine Clevenger - 2025-12-12 - [Instructional Resources](#)

### Tips for Using a Template:

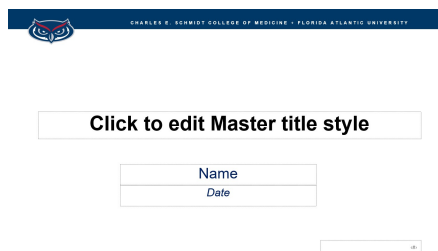
1. Please do not alter the look of the templates in any way (colors, size, formatting, etc.).
2. Add slides and information directly into the downloaded presentation.
3. These presentations are in the industry standard 16:9 slide size format. Please do not change the size. Former 4:3 slide size is no longer considered best practice.
4. **"SAVE AS"** to avoid losing your work!
5. Download the templates by clicking on the "Download here" below the images or from the "Attachments" below



[Download COM Template 1 - FAU Schmidt College of Medicine logo centered with gray background here](#)



[Download COM Template 2 - White FAU Schmidt College of Medicine logo stacked with top blue bar here](#)



[Download COM Template 3 - Owl Head with Charles E. Schmidt College of Medicine top blue bar here](#)

*Need additional instructions for PowerPoint Templates? See the articles below.*

- [Save a PowerPoint file as a Template](#)
- [Apply a new template to an existing PowerPoint presentation](#)

Need more assistance? [Click here to put in a ticket for Ed Tech support](#)

- Tags
- [ADA](#)
- [Power Point](#)
- [Template](#)

#### **Attachments**

- [COM-Template-1-2025.pptx \(219.74 KB\)](#)
- [COM-Template-2-2025.pptx \(130.83 KB\)](#)
- [COM-Template-3-2025.pptx \(280.25 KB\)](#)