



[Knowledgebase](#) > [OwlMed and Canvas](#) > [Logging Your Attendance in OwlMed](#)

Logging Your Attendance in OwlMed

Christine Clevenger - 2025-03-13 - [OwlMed and Canvas](#)

Logging Your Attendance in OwlMed

When an Event is Mandatory, you must record your Attendance. This article will show you how to properly check-in and log your Attendance for a Mandatory Event.

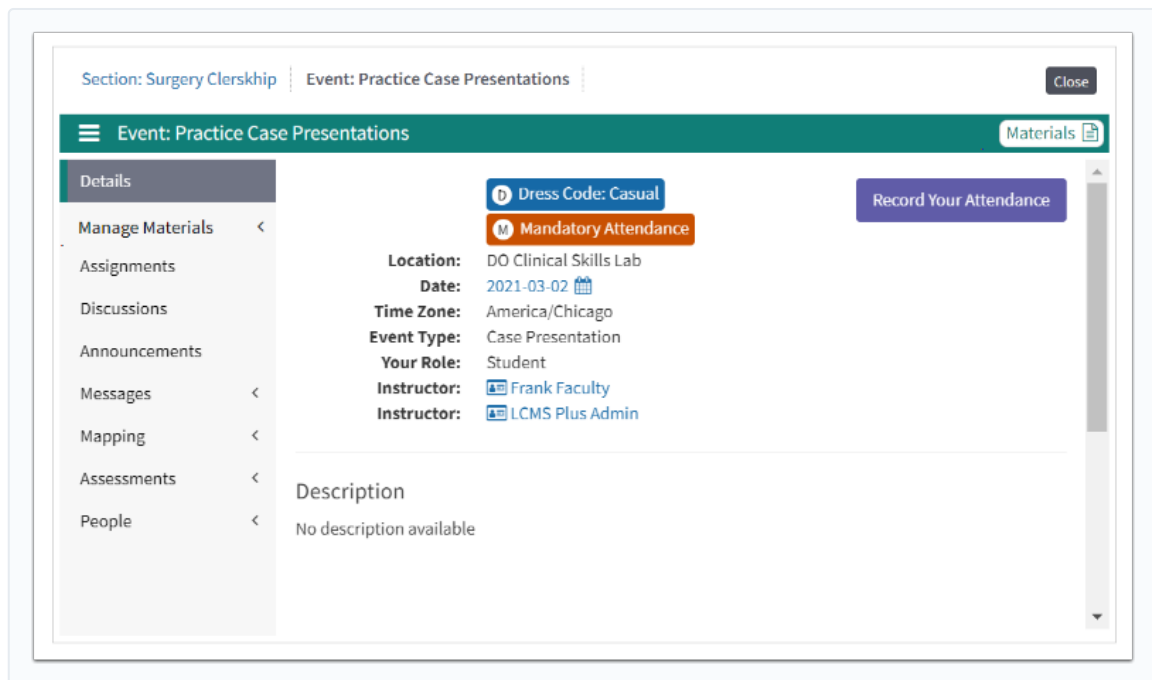
During the event window, do the following:
Log in to Owlmed.fau.edu ⇒ Click on Event ⇒
Open the Event ⇒ Click Record Your
Attendance ⇒ Confirm Attendance

(note: You must log your attendance during the event window. Should you forget, you will not have an opportunity to correct your attendance. You must contact the course coordinator within 24 hours for the correction.)

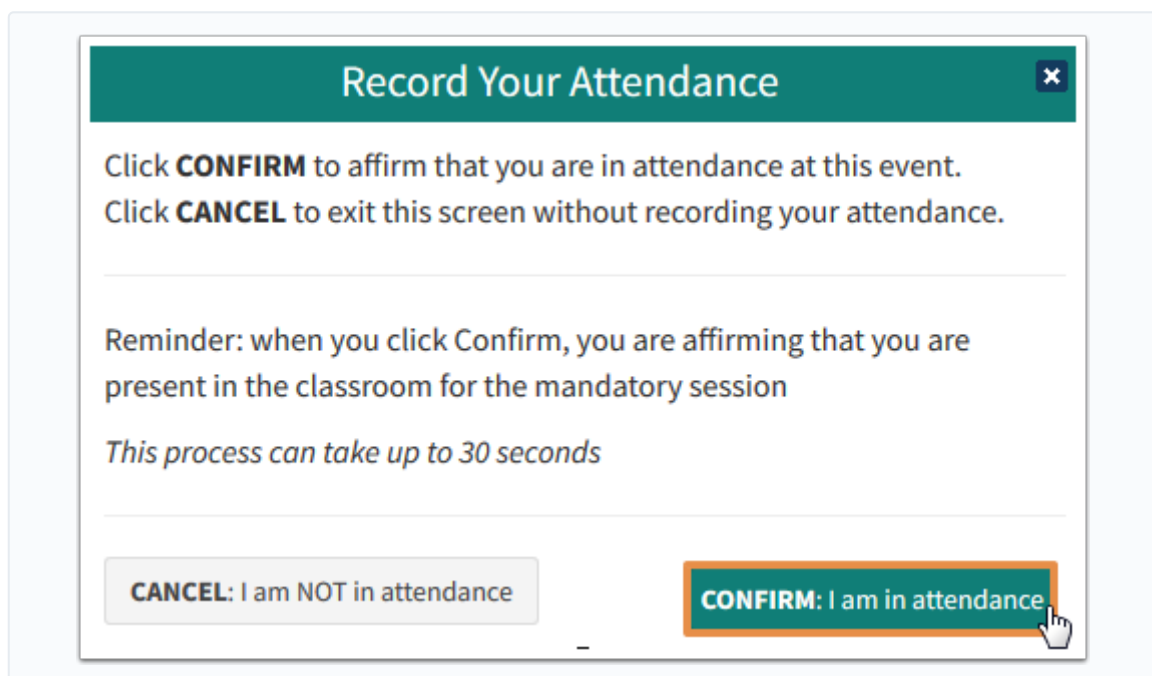
The screenshot shows the LEO (Learner Engagement Overview) interface. At the top, there's a navigation bar with 'Leo', 'Calendar', 'Courses', and 'Search'. Below this, a date selector shows 'Tue, 03/02/21'. A calendar view displays two events: 'Cardio Pathophysiology 1' from 11:00-12:00 and 'Practice Case Presentations' from 2:10-4:40. A pop-up window for 'Practice Case Presentations' provides details: Date/Time: 2021-03-02 2:10 pm to 2021-03-02 4:40 pm, Location: DO Clinical Skills Lab, Type: Case Presentation, Instructor: F. Faculty, and Status: Mandatory Attendance (M) and Dress Code: Casual (D). The interface includes navigation tabs (Today, Day, Week, Month, List), filters, and a search bar.

When you hover over an Event , you will see a quick overview of the Event.

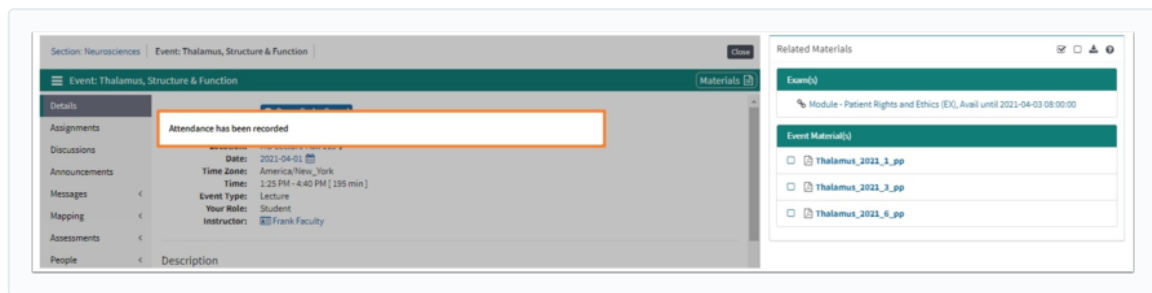
Click Record Your Attendance



If you are in attendance for an Event which requires you to log your attendance if you are present, click the button: Record Your Attendance.



- This option will record your attendance in this Event.
- When you click Confirm, you are affirming that you are present in the classroom.
- If you click Cancel, you are acknowledging that you are not in attendance at the Event and you will exit this screen without recording your attendance.



Once you have Confirmed you are in attendance from the RECORD YOUR ATTENDANCE screen you will be brought back to the Event screen and will receive a pop-up indicating your Attendance has been recorded.

Warning: It is an Honor Code violation to record your attendance in an Event when you are not actually present.