



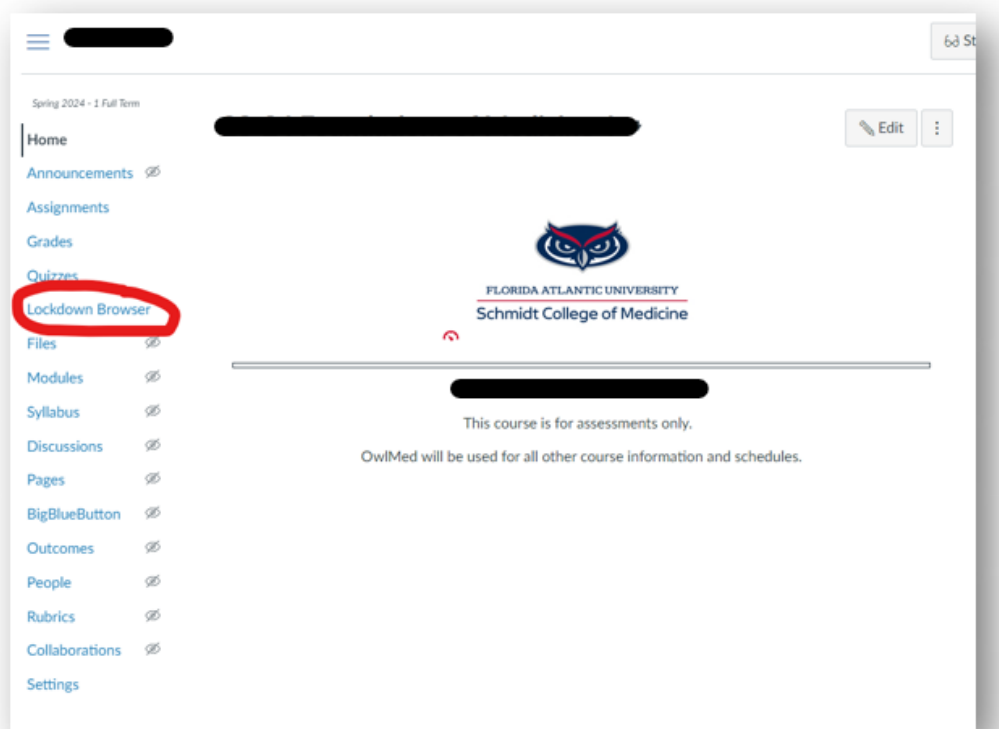
[Knowledgebase](#) > [OwlMed and Canvas](#) > [Instructor View for LockDown Browser Results in Canvas](#)

## Instructor View for LockDown Browser Results in Canvas

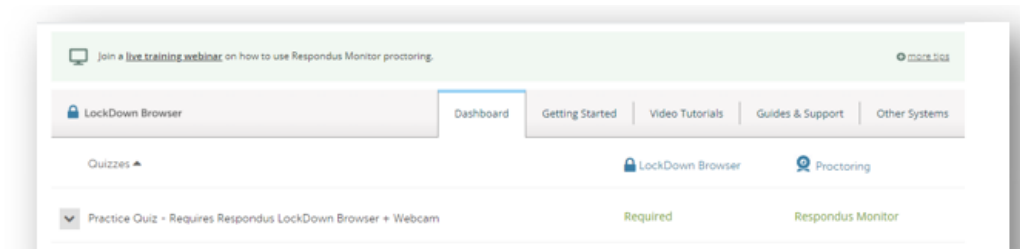
Samantha Starr - 2025-09-15 - [OwlMed and Canvas](#)

### How to View Results from LockDown Browser in Canvas

1. Login to Canvas (canvas.fau.edu)
2. Select Course
3. Select **Lockdown Browser**



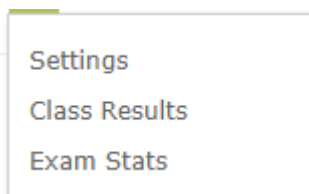
4. Locate the quiz you want to view



## 5. Select



to view



1.

Select Class Results to view individual students at a glance

Year 2 ICA Station 1 Pre-Encounter Chart Review (Extended Time Students) - Requires Respondus LockDown Browser + Webcam

3 completed | 70 not attempted

1 high priority | 0 medium priority | 2 low priority

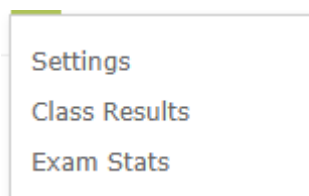
[Questions? Understanding Proctoring Results](#)

Last	First	Review Priority	Date	Score	Duration	Reviewed	Notes
[icon]	[redacted]	HIGH <div></div>	15 Feb 2024 @ 1:57PM	1.00	0.5	<input type="radio"/>	
[icon]	[redacted]	LOW <div></div>	19 Feb 2024 @ 4:43PM	1.00	22.0	<input type="radio"/>	
[icon]	[redacted]	LOW <div></div>	19 Feb 2024 @ 9:10PM	1.00	19.9	<input type="radio"/>	

1. Select



to view student photo, view recording, and review timestamps



2. Select



to view

3. Select Exam Stats to view Class average duration

Year 2 ICA Station 1 Pre-Encounter Chart Review (Extended Time Students) - Requires Respondus  
LockDown Browser + Webcam

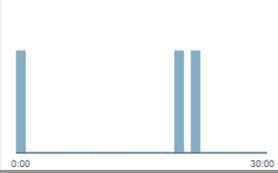
 **1.0** average score   **1.0** high   **1.0** low

 **14:06** average duration   **21:57** longest   **0:28** shortest

SCORES - 3 of 73 graded



DURATION - 3 of 73 completed



DATE + TIME - 3 of 73 completed

