



[Knowledgebase](#) > [Classroom Technology](#) > [iClicker: Polling Session during a Lecture](#)

iClicker: Polling Session during a Lecture

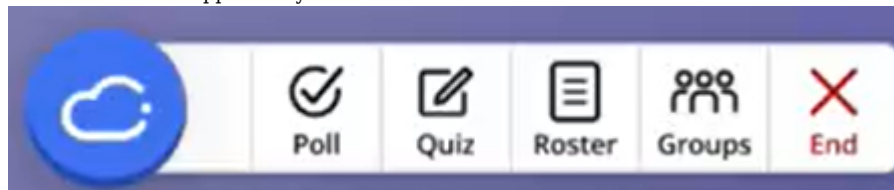
Samantha Starr - 2025-07-21 - [Classroom Technology](#)

iClicker Cloud: Polling Session during a Lecture

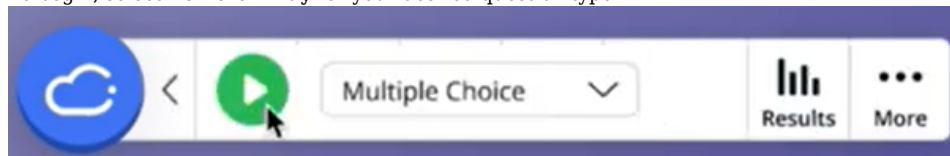
1. Open your PowerPoint presentation



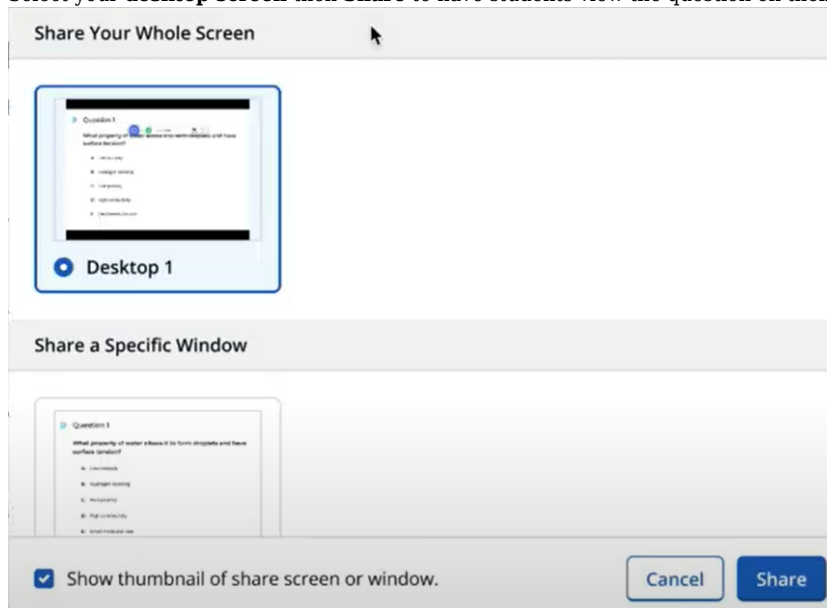
2. Login to **iClicker Cloud** desktop app
3. Locate **course** and select **Start Class**
4. iClicker menu will appear on your screen



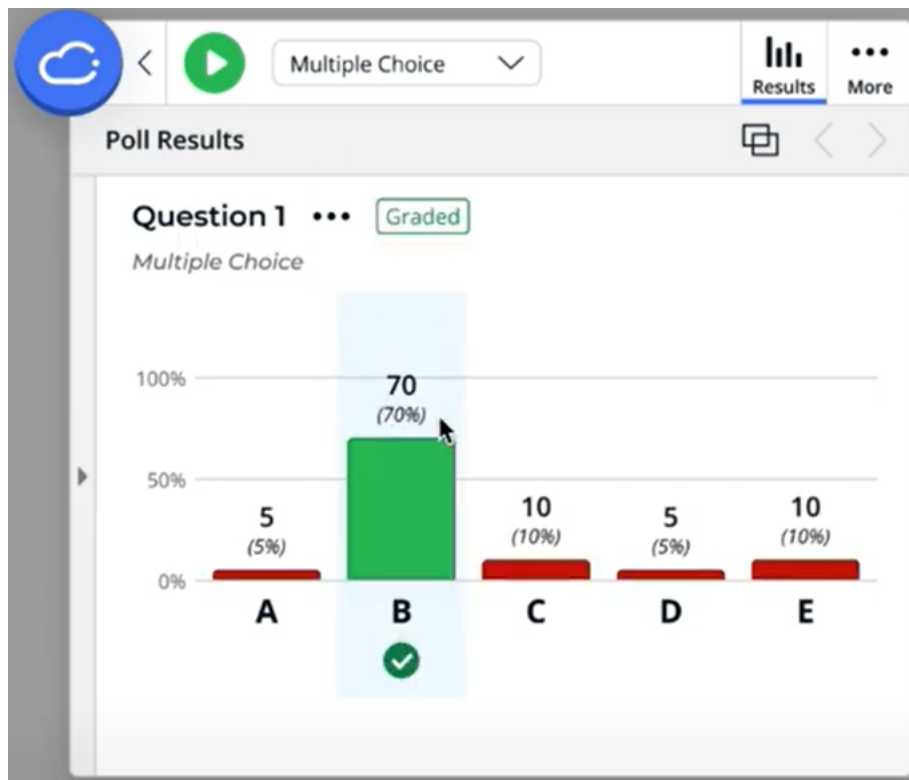
5. To begin, select **Poll** then **Play** for your desired question type



6. Select your **desktop screen** then **Share** to have students view the question on their device



7. Students will begin answering the question
8. Once you are ready to share results, select **Stop** then **Results** to **select the correct answer**.



9. Click on **Results** to minimize the results window
10. Move your presentation to the next slide then repeat the process