



Creating a Turnitin.com Assignment

Samantha Starr - 2024-02-20 - Instructional Resources

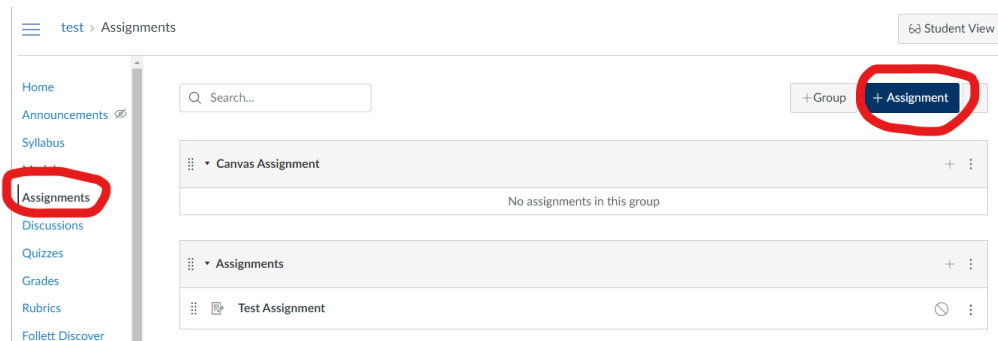


What is Turnitin?

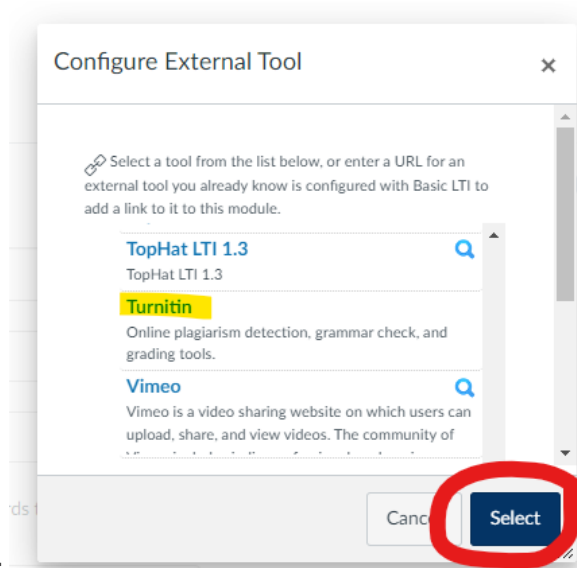
Turnitin is an AI plagiarism tool available in COM Canvas courses to detect plagiarism, check grammar, and give grading tools.

How to Add Turnitin To Assignment

1. Log in to **Canvas** (canvas.fau.edu)
2. Create a **New Assignment**

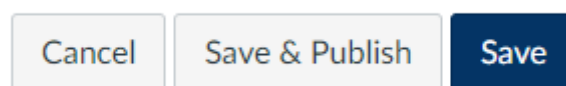


3. **Name Assignment**
4. Scroll to **Submission Type**-->Select **External Tool**



Turnitin then click **Select**

7. Select **Save** to save your changes or select **Save & Publish** to allow students to



view the assignment

8. Give more **instructions** to students, enable **PeerMark** (peer review tool), and add **optional settings**--> Click **Submit**

Test Assignment

A screenshot of the 'Test Assignment' configuration page. The page has a header with 'Assignment Inbox' and 'Analytics' tabs, and a navigation bar with a bell icon, a question mark icon, and a gear icon. Below the header, there are several sections: 'Title' with a text input field containing 'Test Assignment'; 'Max Grade' with a text input field containing '100'; 'Instructions' with a large text area containing 'Assignment instructions'; 'Start Date' with a date picker showing '2024-02-18 22:00 EST'; 'Due Date' with a date picker showing '2024-02-26 22:00 EST'; and 'Feedback Release Date' with a date picker showing '2024-02-26 22:00 EST'. Below these sections is a checkbox labeled 'Enable PeerMark' which is unchecked. At the bottom, there is a section titled 'Optional Settings' with a gear icon. Below this section is a 'Submit' button, which is circled in red.

Add Turnitin to Canvas Assignment (Instructor View)

Resources: <https://help.turnitin.com/integrity/instructor/canvas.htm>

Tags

chatgpt

Cheating

Plagiarism Detection

plagiarize