



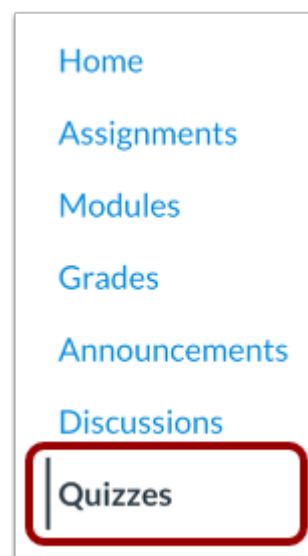
[Knowledgebase](#) > [OwlMed and Canvas](#) > [Canvas: Accessing Quiz Item Analysis \[Teacher\]](#)

## Canvas: Accessing Quiz Item Analysis [Teacher]

Samantha Starr - 2025-07-29 - [OwlMed and Canvas](#)

### Canvas: Accessing Quiz Item Analysis as a Teacher

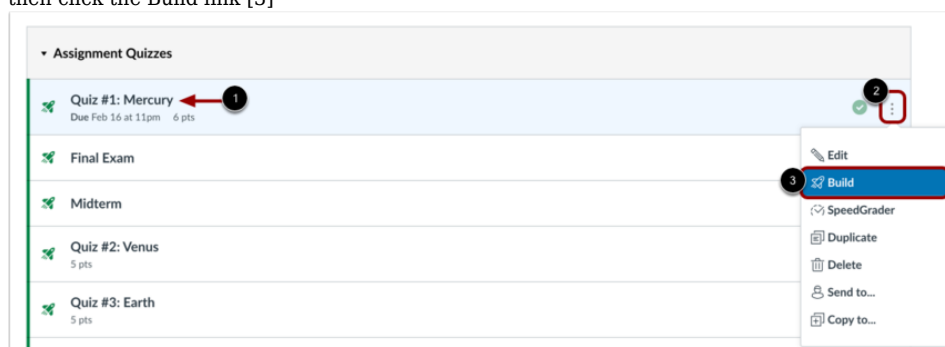
1. Open Quizzes



1. In Course Navigation, click the Quizzes link.

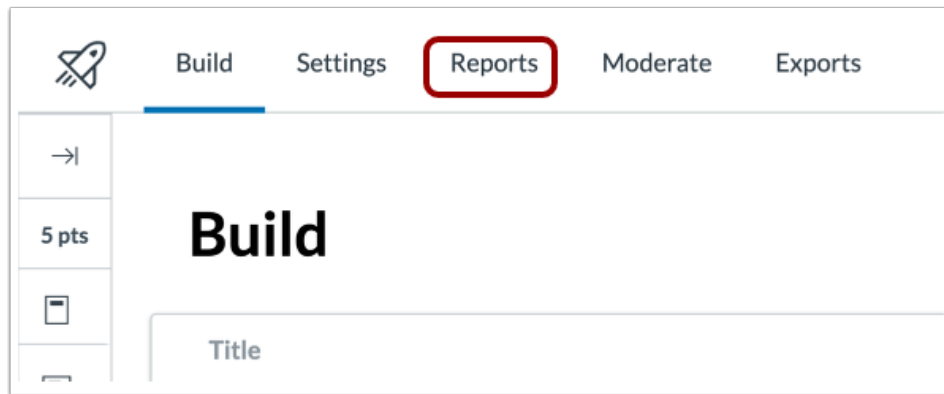
2. Open Build Page

1. To view reports for a quiz, find the quiz you want to open [1]. Click the Options icon [2], and then click the Build link [3]



3. Open Reports

1. Click the Reports tab.



#### 4. Open Quiz and Item Analysis

1. To generate the improved Quiz and Item Analysis report for the quiz, click the Generate Report link [1]. To open the generated report, click the View Report link [2]. To download the Quiz and Item Analysis report as a CSV file, click the Export CSV button [3]. [Learn more about the Quiz and Item Analysis](#) 